690 V | Ø 14 x 51 mm

c UL us E180276

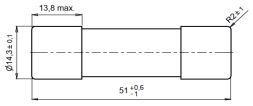

50 124 06

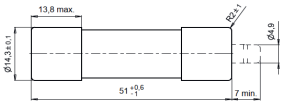

50 126 06

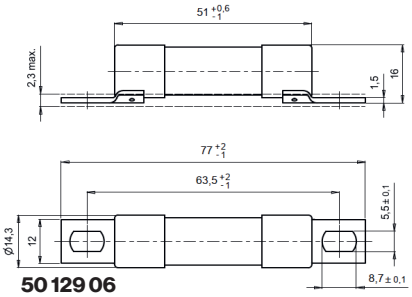

50 129 06

Verpackungseinheit / Packing unit: 10 Stück / 10 pieces

Betriebsklasse / Class	In Anlehnung an/ following to	
gR	IEC 60 269-4* VDE 0636-4*	UL 248-13

Bemessungs-spannung Rated Voltage	Artikel Nr. Article No	Größe Size	Bemessungsstrom Rated Current	Gewicht Weight	Max. Anzugsdrehmo-ment Max. Tightening Torque
V			A	kg/1	Nm
690/700	50 124 06	Ø 14 x 51 mm	1-50	0,021	
	50 126 06			0,021	
	50 129 06			0,03	8

Bemessungsausschaltvermögen / Rated breaking capacity
200 kA @ AC 700V (L/R ≈ 8,1 ms)

Bemessungsstrom Rated Current	Artikel Nr. Article No.			Bemessungs-spannung Rated Voltage		Schmelz-integral Pre-Arcing I^2t-Value	Ausschalt-integral Total I^2t-Value	Leistungs-abgabe Power Loss
	ohne Auslöser without striker	mit Auslöser with striker	ohne Auslöser without striker Stichmaß / fixing center 63,5 mm	IEC 60269-4	UL 248-13		@ AC 660 V	
A				V	V	A^2s	A^2s	W
1	50 124 06.1	50 126 06.1	50 129 06.1	690	–	0,6	1,9	0,5
2	50 124 06.2	50 126 06.2	50 129 06.2	690	–	2,6	7,7	1,0
3	50 124 06.3	50 126 06.3	50 129 06.3	690	–	5	15	1,5
4	50 124 06.4	50 126 06.4	50 129 06.4	690	–	10	30	2,0
6	50 124 06.6	50 126 06.6	50 129 06.6	690	700	2,9	18	1,3
8	50 124 06.8	50 126 06.8	50 129 06.8	690	700	5,1	28	1,7
10	50 124 06.10	50 126 06.10	50 129 06.10	690	700	7,7	39	2,6
12	50 124 06.12	50 126 06.12	50 129 06.12	690	700	8,1	75	3,1
16	50 124 06.16	50 126 06.16	50 129 06.16	690	700	11	115	4,7
20	50 124 06.20	50 126 06.20	50 129 06.20	690	700	21	190	6,0
25	50 124 06.25	50 126 06.25	50 129 06.25	690	700	32	340	7,6
32	50 124 06.32	50 126 06.32	50 129 06.32	690	700	63	620	9,5
35	50 124 06.35	50 126 06.35	50 129 06.35	690	700	104	750	9,8
40	50 124 06.40	50 126 06.40	50 129 06.40	690	700	140	1.050	10
50	50 124 06.50	50 126 06.50	50 129 06.50	690	700	250	1.900	12

* Abweichung zur Norm/ Deviation from the standard: $I_f = 2,5\ I_N$

Applikationskoeffizienten / Application coefficients (Weiterführende Informationen hier zum Download / for more information download here)

a	A2	B1 max.	B2	Cf3
170	0,6	1,25	0,6	0,8

© 2026-08 SIBA GmbH | www.siba.de | info@siba.de | Änderungen vorbehalten

690 V | Ø 14 x 51 mm

cULusE180276

Zeit/Strom-
Kennlinien
Time-current
characteristics

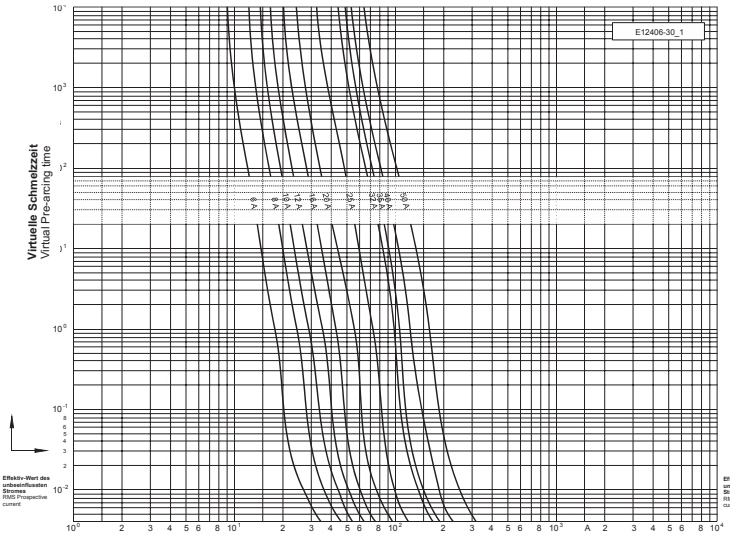

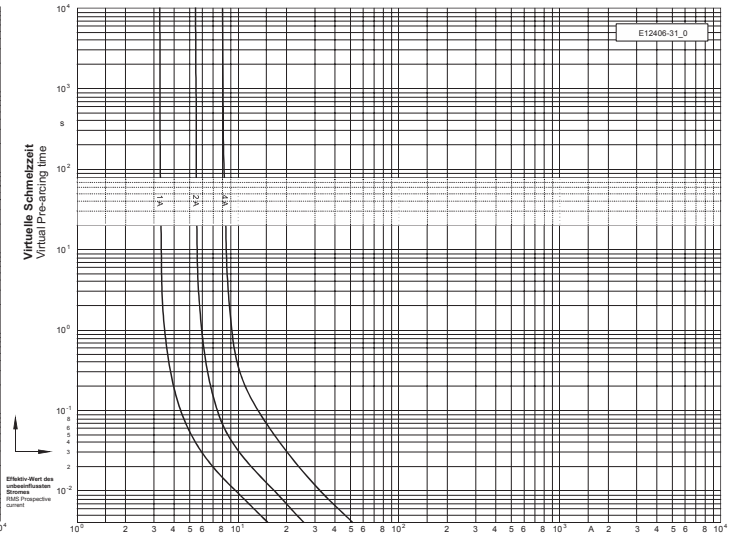

Durchlass-Strom
Cut-off current

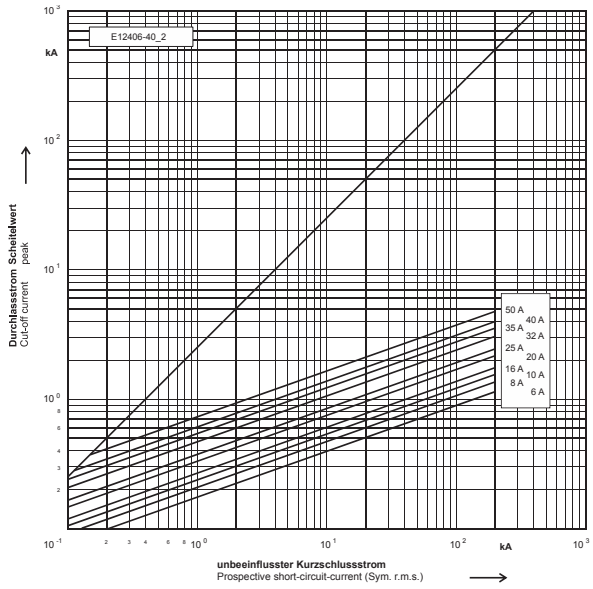

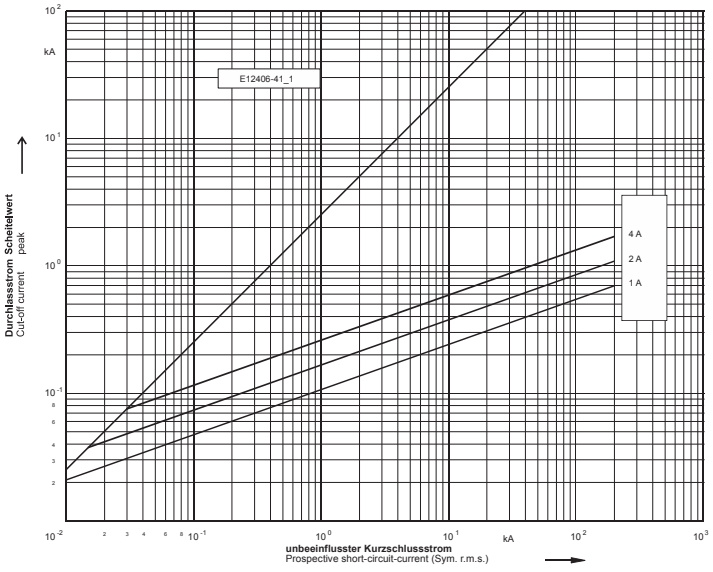

© 2026-08 SIBA GmbH | www.siba.de | info@siba.de | Änderungen vorbehalten